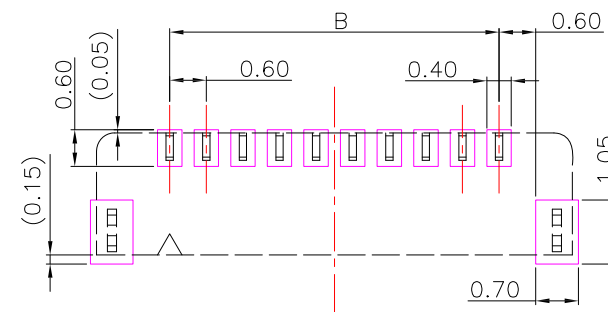
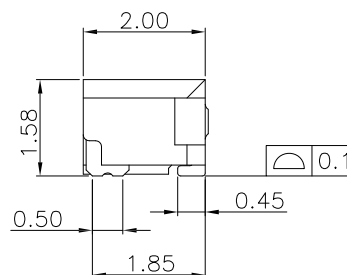
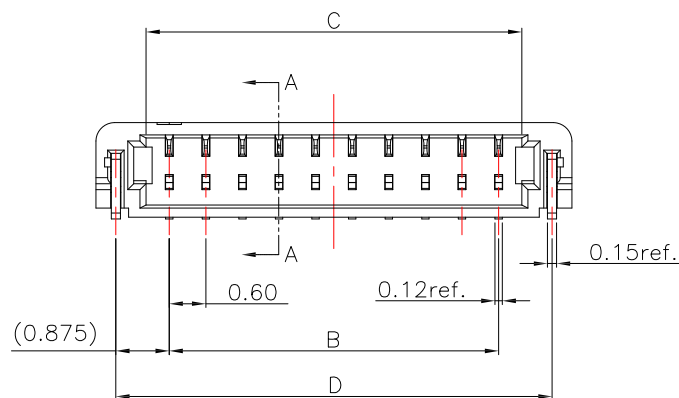


SECTION A-A



P.C.B LAYOUT MOUNTING PATTERN

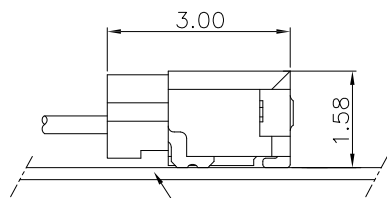


SPECIFICATIONS

1. Current rating : 0.3A
2. Voltage rating : 30V, AC / DC
3. Temperature rating : -25°C ~ +85°C
4. Insulation resistance : 100MΩ min.
5. Contact resistance : 30mΩ /Max
6. Withstand Voltage : 200V AC / minute

Material:

1. Housing : LCP
2. Terminal: Phosphor Bronze, Gold or Tin over Nickel
3. Solder: Phosphor Bronze, Tin over Nickel



PCB ASSEMBLY

N	B+2.40	(N-1) 0.60	B+0.76	B+1.75
12	9.00	6.60	7.36	8.35
10	7.80	5.40	6.16	7.15
08	6.60	4.20	4.96	5.96
06	5.40	3.00	3.76	4.75
05	4.80	2.40	3.16	4.15
04	4.20	1.80	2.56	3.55
PIN NO.	DIM A	DIM B	DIM C	DIM D

ITEM NO.	DESCRIPTION	DRAWN	DATE
3	新增12PIN尺寸	Jack	110223
2	更新PIN選項	Jack	082521
1	更新圖面	Jack	031821

東莞市高迪電子有限公司
DONG GUAN GAO DI ELECTRONICS CO., LTD

TOLERANCE UNLESS OTHERWISE STATED :

Up to 5 ±0.2
 Above 5 ~ 15 ±0.3
 Above 15 ~ 30 ±0.4
 Above 30 ~ 50 ±0.5
 Angle ±0.3°

3RD. ANGEL'S



UNITS

MM

DRAWN BY:	DATE	MAT'L	TITLE	CONNECTOR
Jack Lu	11/02/23			
CHECKED BY:	DATE	FINISH	MODLE	0.6mm Wafer SMT 90度
Jacky Chen	11/02/23			
APPROVED BY:	DATE	SCALE	DWG NO.	WF-0600RSxx-S304
Tony Kao	11/02/23	1 : 1		
SHEET NO.	1 of 1	PART NO.	WF-0600RSxx-S304	SIZE
				A4
				VER
				R3